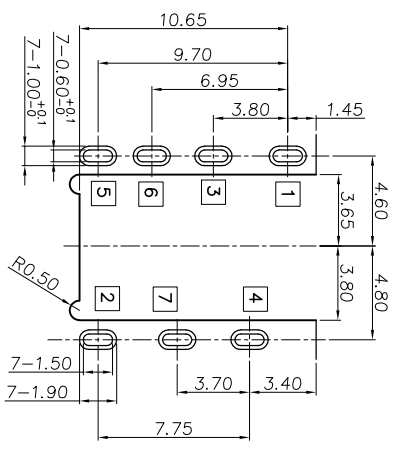
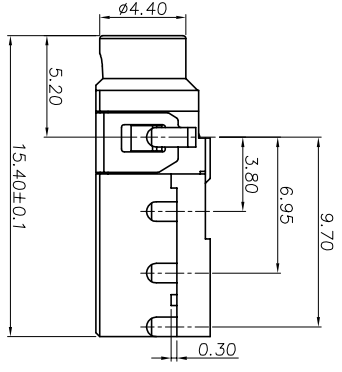
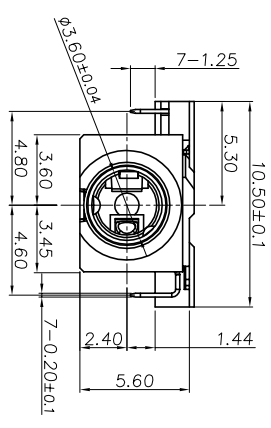
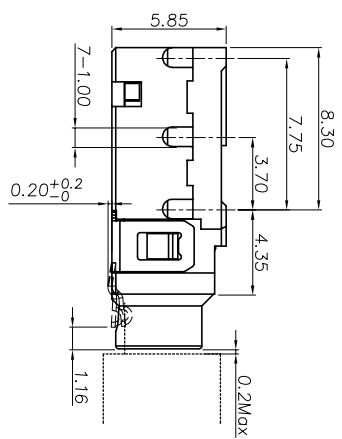
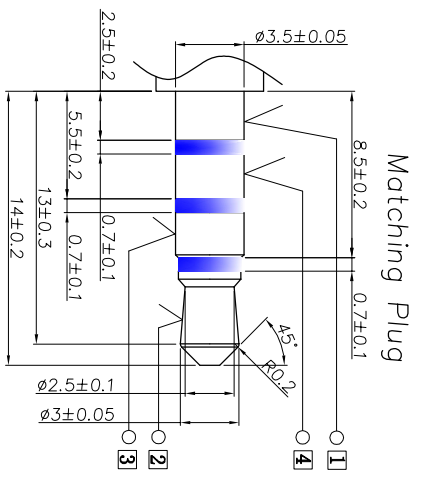
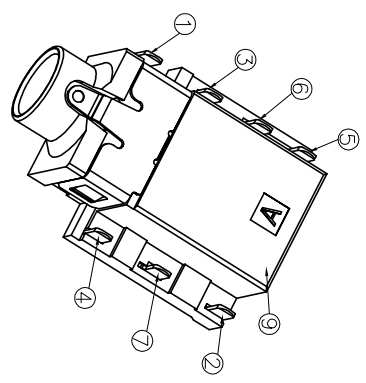
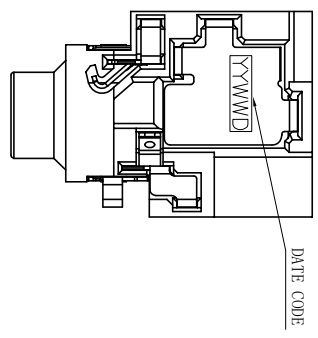
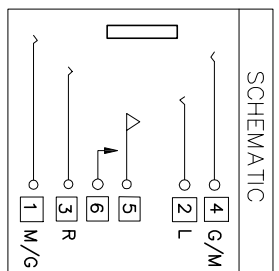
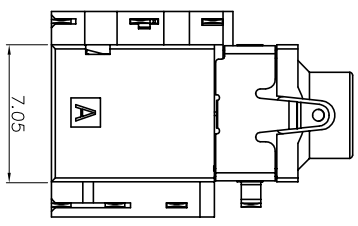


- MODEL NO. :  
 PJR-D3148C-ABK7AS02L-RH  
 (1) (2)(3) (4) (5) (6)
- Series no.
  - Schematic type: A
  - Housing color:  
BK7=Black
  - Terminal plating:  
AS02=Plating Gold Flash.
  - Packing mode:L=Reel packing
  - Environmental requirements:  
RH=RoHS 2.0 + Halogen Free



RECOMMENDED P.C.B LAYOUT (L=1.0mm)  
 TOP VIEW (TOLERANCE: ±0.05)

- SPECIFICATION:
- Electrical characteristics
    - Current rating:DC 0.5A max.
    - Voltage rating:DC 30V.
    - Contact resistance:50mΩ max.
    - Insulation resistance:100MΩ min. at 500V DC.
    - Withstanding voltage:500V AC for 1 minute.
  - Mechanical characteristics
    - Life test:5000 cycles min.
    - Mating force:3~30N,  
Umating force:3~30N.



NO.	DESCRIPTION	QTY	MATERIAL	REMARK
9	Housing	1	PA10T+30%FJU.94V-0	Black
8	Insulator	1	PA10T+30%FJU.94V-0	Black
6	Shunt terminal	1	CS210-EH, 0.20T	Gold Flash On Contact Area And Solder Tail Area. All over 50μ" Ni
5	Transfer Spring	1	CS210-EH, 0.20T	
7	Shell	1	CS210-EH, 0.20T	Nickel Plated
4	Ring spring	1	CS210-EH, 0.20T	
3	Ring spring	1	CS210-EH, 0.20T	Gold Flash On Contact Area And Solder Tail Area. All over 50μ" Ni
2	Tip spring	1	CS210-EH, 0.20T	
1	Earth spring	1	CS210-EH, 0.20T	

东 莞 市 高 迪 电 子 有 限 公 司

ECN NO.	REV	DATE	DESCRIPTION	CHANGE	APPRO.	GENERAL TOLERANCE UNLESS OTHERWISE NOTED	SCALE: 1:1	UNIT:mm	A4
	A-0	2019.11.19	NEW	罗振强	刘伟	Angle .x .xx .xxx ±0.15	DESIGN CHECK APPROVAL	罗振强	2019.11.19

CUSTOMER DRAWING	TITLE:	MODEL NO.	FILE NO.
SHEET: 1 of 1	φ3.5mm PHONE JACK	PJR-D3148C-ABK7AS02L-RH	Q/DY: QW-001A-0XXX